


PATENT PENDING

UPPER HAND LOAD BINDER


The *Folding Handle* on one of the hook eyes allows you to take up slack in the tie down chain without twisting!

PART # **11-UHRB-1** SIZE **5/16" - 3/8"** WLL **6,600 lb.**



Photos shown for demonstration purposes only.

UPPER HAND



OLD STYLE

SAFETY

Did you know that twisted chain can reduce the Minimum Break Strength, and therefore the Working Load Limit? The *Upper Hand* design prevents the chain from twisting. The traditional design twists the chain approximately one rotation per foot.


UPPER HAND



OLD STYLE

TIME SAVING

Time is money but can also be your safety. When working along the roadside, you want to be back in the cab and on your way ASAP. The *Upper Hand* design cuts your time in half with the built in handle, removing the need for additional tools to prevent the chain from twisting.



The previous RATCHET LOAD BINDER...



...takes longer to get the chain tightened properly and sufficiently.



...twists chain which reduces break strength and Work Load Limit.



...requires the operator to use a screwdriver or prybar to avoid chain twisting.

instructions



1. Open the Upper Hand Load Binder so the end of the folding handle is even with the barrel.



2. Position so the folding handle is on the "long side" of that chain. Then attach each side to the chain.



3. Hold onto the barrel with one hand, with the other begin tightening the ratchet lever.



4. Secure the folding handle with one hand, with the other continue tightening the ratchet lever. Tighten sufficiently. DO NOT use cheater bars.